






SIZE:96X192MM

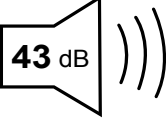
 **ENERG**  

Lyfco 180-2-2

A
B
C
D
E
F  **F**
G

90 kWh/annum


16


43 dB
ABCD**D**

2019/2016